



AVAILABLE

Gateway Plaza

1395 North Main Street | Randolph, MA



Gateway Plaza

1395 North Main Street | Randolph, MA



AVAILABLE

2,450 SF

Available

Brian Nadler
Sam Mazza

Contact Broker

DESCRIPTION

- Strategically located at a signalized intersection.
- Direct accessibility to I-93 and excellent visibility on RT 28 (N Main Street).
- Co-tenants include Dunkin', La Novita Salon and Spa, Aqua Dental, HMS and Bank of America.
- Storefront upgrades planned.

CO-TENANTS



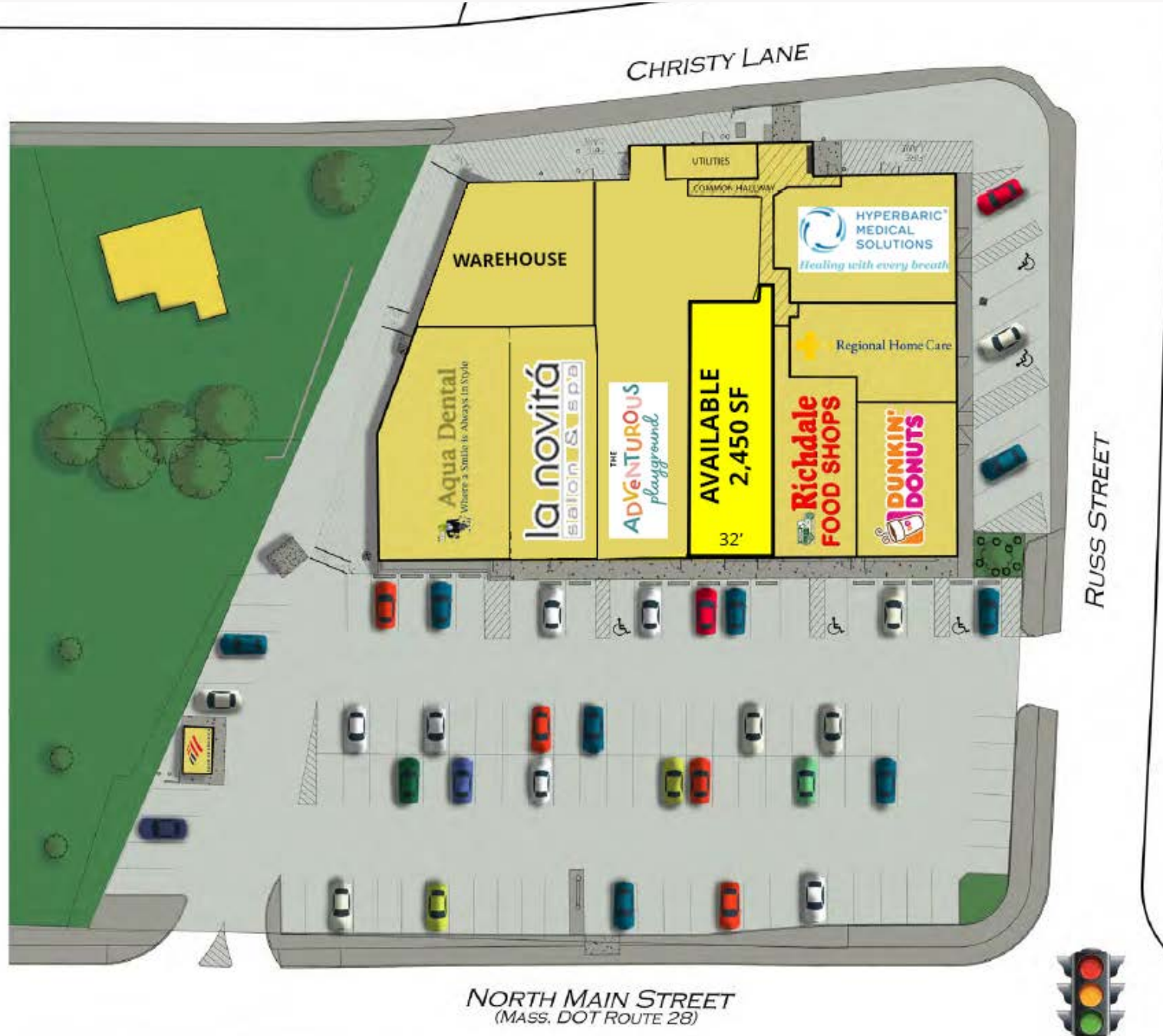
TRAFFIC COUNTS

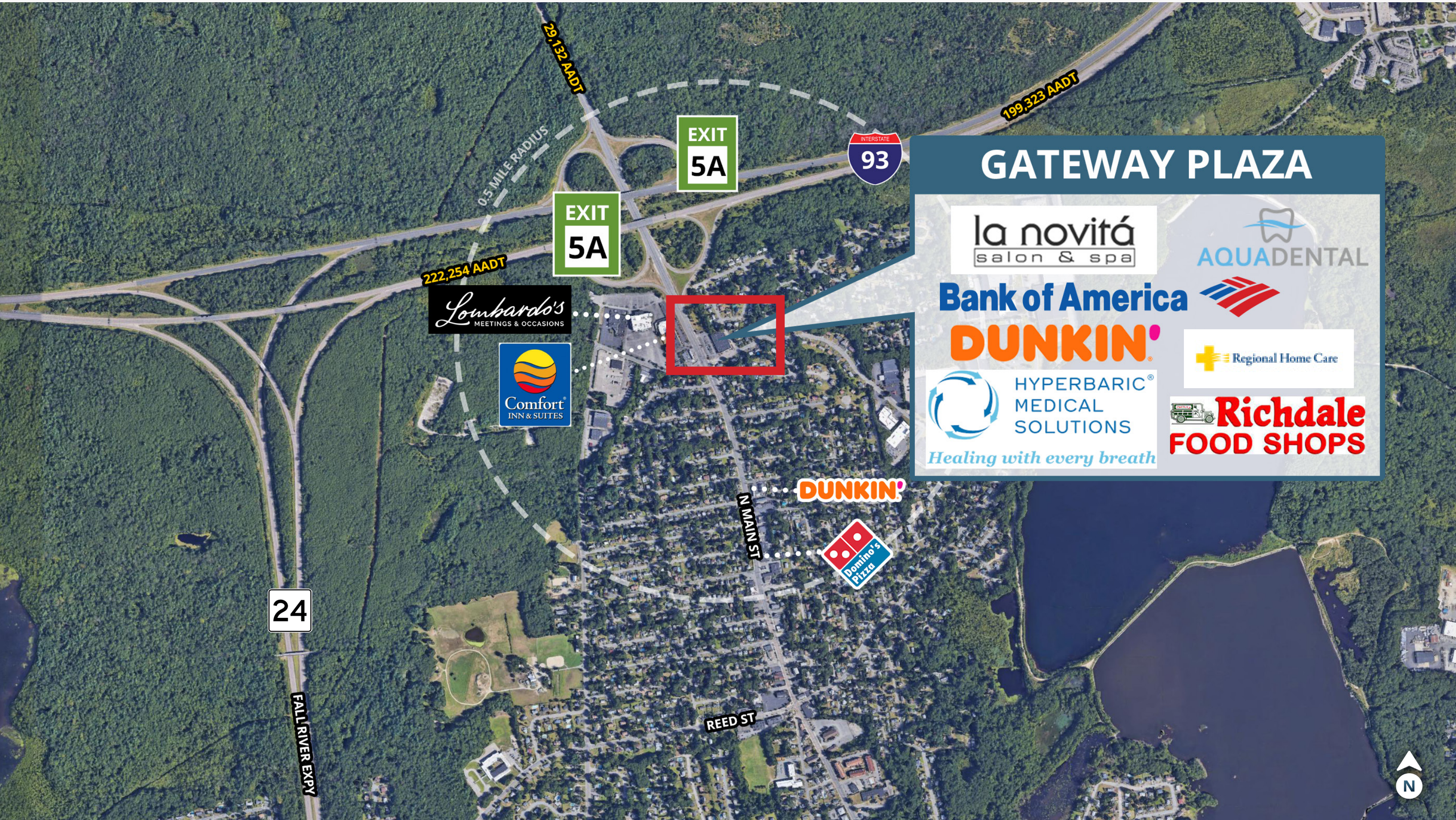
Route 28, N of Site	29,132 VPD
I-93, W of Site	222,254 VPD
I-93, E of Site	199,323 VPD
Fall River Expressway, SW of Site	135,813 VPD

Year: 2019 | Source: massDOT

Gateway Plaza

1395 North Main Street | Randolph, MA





GATEWAY PLAZA

la novitá
salon & spa

AQUADENTAL

Bank of America

DUNKIN'

Regional Home Care

HYPERBARIC
MEDICAL
SOLUTIONS
Healing with every breath

Richdale
FOOD SHOPS

Lombardo's
MEETINGS & OCCASIONS

Comfort
INN & SUITES

DUNKIN'

Domino's
Pizza

29,132 AADT

199,323 AADT

222,254 AADT

0.5 MILE RADIUS

EXIT
5A

EXIT
5A

INTERSTATE
93

24

FALL RIVER EXPY

N MAIN ST

REED ST

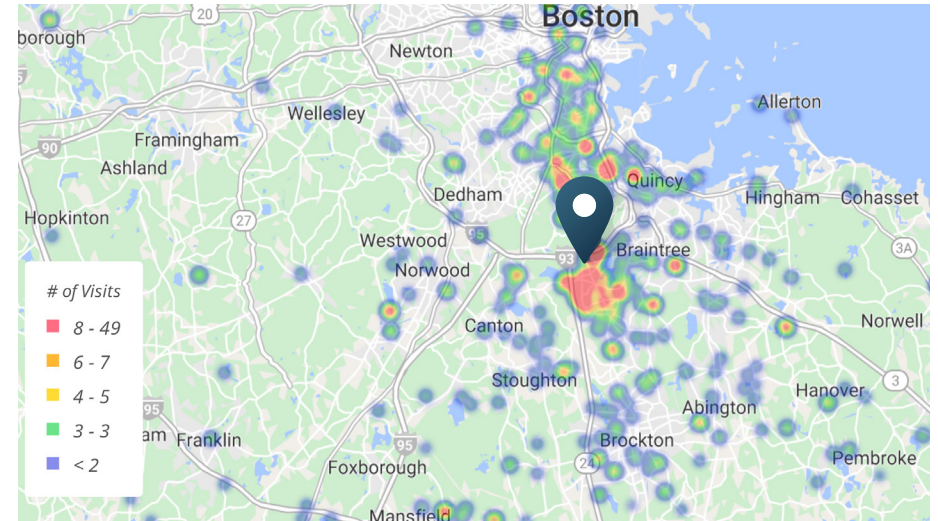


DEMOGRAPHIC HIGHLIGHTS

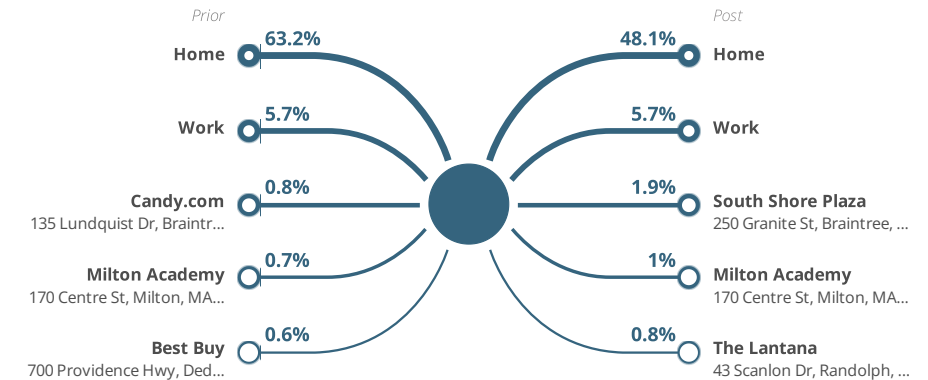
Population	1 mile	3 miles	5 miles
2022 Estimated Population	6,061	45,013	218,172
2027 Projected Population	6,019	44,967	218,770
Projected Annual Growth Rate 2022 to 2027	-0.14%	-0.02%	0.05%
Daytime Population			
2022 Daytime Population	5,201	51,372	228,529
Workers	2,632	29,748	126,148
Residents	2,569	21,624	102,381
Income			
2022 Est. Average Household Income	\$113,038	\$124,903	\$132,493
2022 Est. Median Household Income	\$89,903	\$97,937	\$100,804
Households & Growth			
2022 Estimated Households	2,087	16,347	84,819
2027 Estimated Households	2,071	16,299	85,151
Projected Annual Growth Rate 2022 to 2027	-0.15%	-0.06%	0.08%
Race & Ethnicity			
2022 Est. White	29%	43%	54%
2022 Est. Black or African American	37%	29%	18%
2022 Est. Asian or Pacific Islander	18%	15%	16%
2022 Est. American Indian or Native Alaskan	0%	0%	0%
2022 Est. Other Races	8%	5%	4%
2022 Est. Hispanic	11%	9%	8%

MOBILE DATA & FOOT TRAFFIC INSIGHTS

Trade Area



Customer Journey



> **Want more?** Contact us for a complete demographic, foot-traffic, and mobile data insights report.



SRS Real Estate Partners
400 Fifth Avenue, Suite 105
Waltham, MA 02451
857.263.3839

Brian Nadler
781.245.5675
Brian.Nadler@srsre.com

Sam Mazza
617.880.7618
samantha.mazza@srsre.com

Jonathan Lapat
Broker of Record

SRSRE.COM

© SRS Real Estate Partners

The information presented was obtained from sources deemed reliable;
however SRS Real Estate Partners does not guarantee its completeness or accuracy.